



Ministry of science and high education RF Ulyanovsk State University	Form	
F-Educational plan of the discipline		

F-Educational plan of the discipline

APPROVED BY
by the decision of the Academic Council of the USU
Institute of Medicine, Ecology and Physical Culture
8.05.2022 Record No. 9/239



Chairman

Midlenko V.I.
(Signature, Name)

« 18 » May 2022.

EDUCATIONAL PLAN

Discipline	Stomatology
Faculty	Medical faculty of T.Z. Biktimirov
Name of department	General and operative surgery with topographic anatomy and a course of dentistry
Course	4

Direction (specialty) 31.05.01 General medicine

the code of the direction (specialty), full name

Orientation (profile/specialty) not provided

full name

Form of training full-time

full-time, part-time, part-time (specify only those that are being implemented)



Date of introduction into the academic process at Ulyanovsk State University


« 01 » 09 2022

Revised at the Department meeting, Record No. 11 of 28 « 06 » 2023
 Revised at the Department meeting, Record No. 11 of 26 « 06 » 2024
 Revised at the Department meeting, Record No. of « » 20
 Revised at the Department meeting, Record No. of « » 20

Information about the authors:

Initials	Abbreviation of the department	Degree, scientific rank
Smolkina A.V.	General and operative surgery with topographic anatomy and the course of dentistry	Head of the Department, MD, Professor
Kitaeva V.N.		PhD, senior Lecturer

Agreed	Agreed
Head of department of general and operative surgery with topographic anatomy and the course of dentistry, developing discipline	Head of the graduating Department hospital therapy
 / <u>Smolkina A.V.</u> / Signature Full name	 / <u>Vize-Khripunova M.A.</u> / Signature Full name
« <u>11</u> » <u>05</u> 2022 г.	« <u>12</u> » <u>05</u> 2022 г.

Ministry of science and high education RF Ulyanovsk State University Faculty of Medicine named after Biktimirov T.Z., IMEiPC	Form	
F-Educational plan of the discipline		


1. OBJECTIVES AND AIM OF :

preparation of students in the theory of practice of modern dentistry and practice, in particular, maxillofacial surgery, which is a section of general surgery and is closely related to other medical disciplines. To form students' knowledge and skills to provide assistance to patients in emergency conditions (bleeding, shock, asphyxia, etc.), with various types of damage to the facial skeleton, as well as with severe purulent-inflammatory processes of the maxillofacial region. To teach the prevention of major dental diseases, while emphasizing the role of the general practitioner in the organization of dispensary observation in the field for the timely elimination of malformations, precancerous processes and a number of diseases of the dentition. Objectives of mastering the discipline:

1. Familiarization of students with the history of the development of dentistry as a science, the basics of the prevention of dental diseases, clinical examination and rehabilitation of dental patients.
2. To acquaint students with the place of dentistry among other clinical disciplines, to show the role of dental diseases in the pathogenesis of a number of diseases of internal organs, the role of a general practitioner in the prevention of a number of pathological processes in the maxillofacial region.
3. Familiarization of students with the methodology for examining the oral cavity organs (visual, manual, functional, auxiliary, etc.) with the determination of the value of the results of this study in the general clinical examination of patients to identify the pathological state of the body (endocrine disorders, infectious diseases, blood diseases, gastrointestinal -intestinal tract, skin, hypovitaminosis).
4. Familiarization of students with the etiology, pathogenesis, clinical picture, diagnosis, complications, prevention and treatment of the most common diseases and injuries of the jaws that have a social, dialectical significance.

2. PLACE OF THE SUBJECT IN THE STRUCTURE OF GEP:

Discipline " Stomatology " refers to the base portion part of the "Disciplines (modules) of the specialty 31.05.01" General Medicine "(specialist level) of higher medical education and is studied in the seventh semester on the 4th year. The basic knowledge and skills necessary for studying the discipline are formed: - disciplines: Psychology and pedagogy of medical practice, Immunology, practice "General care of a therapeutic patient"; general surgery, an introduction to the specialty. - The discipline provides the necessary knowledge, skills and abilities to master the following disciplines: Pathological anatomy, Propedeutics of internal diseases, Forensic medicine, Fundamentals of functional and laboratory diagnostics, Surgical gastroenterology and endoscopy, Pharmacology, Topographic anatomy and operative surgery, Obstetrics and gynecology, Dermatovenerology , medical genetics, neurosurgery, Otorhinolaryngology, Pediatrics, Faculty surgery, Faculty therapy, Ophthalmology, Occupational diseases; Psychiatry, medical psychology; Endocrinology, Forensic medicine, Hospital therapy, Polyclinic therapy; Traumatology, Orthopedics; Infectious disease; Hospital surgery, pediatric surgery; Phthisiology; Oncology, radiation therapy; Diagnosis and treatment of extrapulmonary tuberculosis; Modern aspects of neurology; Radiation diagnostics; Topical issues of gynecology; Clinical psychology, Clinical pharmacology, Topical issues of hospital surgery; Anesthesiology, resuscitation and intensive care; Modern aspects of oncology; Urology, andrology; Palliative medicine, Surgical gastroenterology, Clinical electrocardiography, Current issues of HIV infection; Modern problems of miscarriage; Diabetology and Emergency Endocrinology, Clinical Practice


Ministry of science and high education RF Ulyanovsk State University Faculty of Medicine named after Biktimirov T.Z., IMEiPC	Form	
F-Educational plan of the discipline		

(Hospital Physician Assistant), Medical and Surgical Patient Care; Practice for obtaining professional skills and professional experience (doctor's assistant outpatient polyclinic institution), Assistant to the ward nurse, Assistant to the procedural nurse, Preparation for state final certification, State final certification.


3. LIST OF EXPECTED RESULTS OF INSTRUCTION ON THE SUBJECT (UNIT), CORELATED WITH PLANNED RESULTS OF COMPLETING THE PROGRAM

The study of the subject « Stomatology » within the completion of the educational program is directed towards the formation of the following general and professional competences in students:


Competence index. Content of a competence (or a part of it)	The proposed results of the course students are:
<p>GPC-4 Able to use medical devices provided for by the procedure for the provision of medical care, as well as conduct examinations of a patient in order to establish a diagnosis</p>	<p>ID-1 OPK4 Know: the basics of the legislation of the Russian Federation on the protection of public health, the main regulatory and technical documents; basic principles of management and organization of medical care to the population; organization of medical control over the state of health of the population, issues of examination of disability and medical and legal assistance to the population; etiology, pathogenesis and preventive measures for the most common diseases; modern classification of diseases; clinical picture, characteristics of the course and possible complications of the most common diseases occurring in a typical form in different age groups; diagnostic methods, diagnostic capabilities of methods of direct examination of a patient of a therapeutic, surgical and infectious profile, modern methods of clinical, laboratory instrumental examination of patients (including endoscopic, radiological methods of ultrasound diagnostics); criteria for the diagnosis of various diseases; clinical and pharmacological characteristics of the main groups of drugs and the rational choice of specific drugs in the treatment of the main pathological syndromes of diseases and emergency conditions in patients, including the basics of anti-doping legislation; procedures for the provision of medical care for the main diseases of the therapeutic, surgical, obstetric-gynecological and other profiles.</p>

Ministry of science and high education RF Ulyanovsk State University Faculty of Medicine named after Biktimirov T.Z., IMEiPC	Form	
F-Educational plan of the discipline		


	<p>ID-2 OPK4 Be able to: plan, analyze and evaluate the quality of medical care, determine the status of the patient: collect anamnesis, interview the patient and / or his relatives, conduct a physical examination of the patient (examination, palpation, auscultation, blood pressure measurement, determination of the properties of the arterial pulse, etc.)); assess the patient's condition in order to make a decision on the need to provide him with medical care; to conduct a primary examination of systems and organs: nervous, endocrine, immune, respiratory, cardiovascular, blood and hematopoietic organs, digestive, urinary, reproductive, musculoskeletal and joints, eyes, ear, throat, nose; to set priorities for solving the patient's health problems: critical (terminal) condition, condition with pain syndrome, condition with chronic disease, condition with infectious disease, disability, geriatric problems; to make a preliminary diagnosis - to synthesize information about the patient in order to determine the pathology and the reasons that cause it; outline the volume of additional studies in accordance with the prognosis of the disease, to clarify the diagnosis and obtain a sufficient result; formulate a clinical diagnosis; develop a plan of therapeutic (surgical) actions, taking into account the course of the disease and its treatment; formulate indications for the chosen method of treatment, taking into account etiotropic and pathogenetic agents, substantiate pharmacotherapy in a particular patient with major pathological syndromes and emergency conditions, determine the route of administration, regimen and dose of drugs, assess the effectiveness and safety of the treatment; apply various methods of drug administration.</p> <p>ID-3 OPK4 Possess: Possess the methods of using medical devices in the diagnosis and treatment of therapeutic patients</p>
<p>GPC-7 Able to prescribe treatment and monitor its</p>	<p>IDK-1 OPK7 Know: classification and main characteristics of</p>

Ministry of science and high education RF Ulyanovsk State University Faculty of Medicine named after Biktimirov T.Z., IMEiPC	Form	
F-Educational plan of the discipline		

effectiveness and safety	<p> drugs, pharmacodynamics and pharmacokinetics, indications and contraindications for the use of drugs, side effects; general principles for the preparation of prescriptions and the preparation of prescription drug prescriptions; methods of treatment and indications for their use; the mechanism of the therapeutic action of physiotherapy exercises and physiotherapy, indications and contraindications to their appointment, their features conducting; types and methods of modern general anesthesia (mask, endotracheal, intravenous), prevention of postoperative pulmonary complications, - clinical and pharmacological characteristics of the main groups of drugs and rational choice of specific drugs in the treatment of major pathological syndromes of diseases and emergency conditions in patients, including the basics of anti-doping legislation ... </p> <p> ID-2 OPK7 Be able to: use physical, chemical and biological equipment; classify chemical compounds based on their structural formulas; predict the direction and result of physicochemical processes and chemical transformations of biologically important substances; use the IUPAC nomenclature for compiling names according to the formulas of typical representatives of biologically important substances and drugs; to analyze the action of drugs in terms of the totality of their pharmacological properties and the possibility of their use for therapeutic treatment; write out prescriptions for medicines, use various dosage forms in the treatment of certain pathological conditions, based on the characteristics of their pharmacodynamics and pharmacokinetics; apply basic antibacterial antiviral and biological drugs; to evaluate possible manifestations of drug overdose and how to eliminate them; formulate indications for the chosen method of treatment, taking into account etiotropic and pathogenetic agents, substantiate pharmacotherapy in a particular patient with major pathological syndromes and emergency conditions, determine the route of administration, regimen and dose of drugs, </p>
--------------------------	---

Ministry of science and high education RF Ulyanovsk State University Faculty of Medicine named after Biktimirov T.Z., IMEiPC	Form	
F-Educational plan of the discipline		

	<p>assess the effectiveness and safety of the treatment; apply various methods of drug administration.</p> <p>ID-3 OPK7</p> <p>Own: methods of analysis of clinical, laboratory and instrumental data to determine the algorithm for patient management, drawing up drug and non-drug treatment regimens.</p>
<p>PC-2</p> <p>Readiness to collect and analyze patient complaints, data from his anamnesis, examination results, laboratory, instrumental, pathological and anatomical and other studies in order to recognize a condition or establish the presence or absence of a disease</p>	<p>Know: diagnostic methods, diagnostic capabilities of methods of direct examination of a patient of a therapeutic, surgical and obstetric-gynecological profile; modern methods of clinical, laboratory, instrumental examination of patients (including endoscopic, radiological methods, ultrasound diagnostics).</p> <p>Be able to: determine the patient's status: collect anamnesis, interview the patient and / or his relatives, conduct a physical examination of the patient (examination, palpation, auscultation); to conduct a primary examination of systems and organs: respiratory, cardiovascular, blood and hematopoietic organs, digestive, endocrine and urinary; outline the volume of additional studies in accordance with the prognosis of the disease, to clarify the diagnosis and obtain a reliable result.</p> <p>Own: methods of general clinical objective examination (questioning, examination, palpation, percussion, auscultation) for diseases of internal organs; interpretation results of laboratory, instrumental diagnostic methods for pathology of internal organs.</p>
<p>PC-3</p> <p>Readiness to manage and treat patients with various nosological forms on an outpatient basis and in a day hospital</p>	<p>Know: the criteria for the diagnosis of the most common diseases of internal organs. Features of the organization and scope of work of the outpatient clinic doctor, modern diagnostic capabilities of the polyclinic service, methods of emergency measures, indications for planned hospitalization; features of treatment of diseases of internal organs in outpatient settings, incl. day hospital conditions.</p> <p>Be able to: formulate indications for the chosen method of treatment, taking into account etiologic and pathogenetic agents; to</p>

Ministry of science and high education RF Ulyanovsk State University Faculty of Medicine named after Biktimirov T.Z., IMEiPC	Form	
F-Educational plan of the discipline		

	develop an algorithm for the management of a patient's therapeutic profile in a polyclinic. Own: an algorithm for determining the tactics of managing a patient with a therapeutic pathology, conducting a differential diagnosis in a therapeutic pathology.
--	--


4. Volume of the subject

4.1. Volume of the subject in credit points (total): 2 credit points

4.2. On types of academic workload (72 in hours):

Kind of study	Number of hours (training form - full-time)		
	All according to plan	Including by semester	
		semester number	semester number
		7	8
Contact work enrolled with the teacher in accordance with MPS	40	-	-
<i>Auditory lessons:</i>	40	40	-
lectures	10	8	-
Seminars and workshops	32 of them in an interactive way 6	32	-
Laboratory work, workshops	-	-	-
Independent work	32	32	-
The shape of the current knowledge of the control and monitoring of independent work: testing, essay, presentation, problem solving	-	-	-
Course work	-	-	-
Forms intermediate certification. (Test). (Exam).	-	-	-
Total hours on discipline	72	72	-


If it is necessary to use partially or exclusively remote educational technologies in the educational process, the table shows the number of hours of work of teaching staff with

Ministry of science and high education RF Ulyanovsk State University Faculty of Medicine named after Biktimirov T.Z., IMEiPC	Form	
F-Educational plan of the discipline		

students for conducting classes in a remote format using e-learning.

4.3. Contents of the discipline (module). Distribution of hours on themes and kinds of study: Number of hours –
The form of training: full time

Name and sections and topics	Total	Types of studies					
		Auditory lessons			Take- ment in INTER- hydroc hloric ktiv- form	Inde- pend- ent work	The shape of the current control of knowled- ge
		Lek- tion	Cal- practic- al classes, semina- r	Labor- a- Tornio works, practica- l Kum			
one	2	3	4	5	6	7	
7 semester							
Theme 1. History of Dentistry. Caries, pulpitis, periodontitis	12	2	5	-	1	5	poll
Theme 2. Diseases of periodontal and oral mucosa.	12	1	6	-	1	5	Tests, poll
Theme 3. Inflammatory diseases of the maxillofacial region.	12	1	6	-	1	5	Tests, poll
Theme 4. Injuries to the maxillofacial region.	12	1	5	-	1	6	Tests, poll
Theme 5. Congenital malformations of the lips and palate. Types of bite.	12	1	5	-	1	6	Tests, poll
Theme 6. Benign and malignant tumors of the maxillofacial region.	12	2	5	-	1	5	Tests, poll
EXAM	-	-	-	-	-		Tests, poll
Total for discipline	72	10	32	-	6	32	TICKETS

Ministry of science and high education RF Ulyanovsk State University Faculty of Medicine named after Biktimirov T.Z., IMEiPC	Form	
F-Educational plan of the discipline		

5. Course Content

Theme 1. History of dentistry. Caries, pulpitis, periodontitis.

Tooth decay is a pathological process that occurs after teething. In this case, demineralization and softening of the hard tissues of the tooth are noted with the subsequent formation of a defect - a carious cavity.

Caries is a polyetiological disease. The reason for its development is a complex of factors of a general and local nature.

Classification, clinic, diagnosis, treatment.

Pulpitis - The inflammatory process in the pulp is the result of a reaction to various stimuli (microorganisms and their toxins, trauma, potent drugs).

Classification, clinic, diagnosis, treatment.

Periodontitis is an inflammation of the periapical tissues of the tooth (periodontium, bone tissue of the alveoli) that occurs as a result of infection of the periodontium, as well as trauma and exposure to potent drugs.

Classification, clinic, diagnosis, treatment.

Theme 2. Diseases of periodontal and oral mucosa.

Periodontal diseases have a significant share among all dental diseases. Their frequency and severity increases with age. According to the WHO expert committee, almost 100% of periodontal lesions are observed in people over 40 years of age. These diseases are often foci of chronic infection, chronic intoxication and sensitization of the body. The treatment of this pathology is a difficult and finally unsolved problem.

1. GINGIVIT - inflammation of the gums caused by the adverse effects of local and general factors and proceeding without violating the integrity of the gingival joint.

Forms: catarrhal, hypertrophic, ulcerative.

Severity: light, medium, heavy.

Current: acute, chronic, aggravated.

Prevalence: localized, generalized.

2. PERIODONTITIS - inflammation of periodontal tissues, characterized by progressive destruction of the periodontium and bone of the alveolar bone of the jaw, is an inflammatory-dystrophic process.

Severity: light, medium, heavy.

Current: acute, chronic, exacerbation, abscess formation, remission.

Prevalence: localized, generalized.

3. PERIODONTOSIS - degenerative periodontal disease.

Severity: light, medium, heavy.

Current: chronic, remission.

Prevalence: generalized.


4. IDIOPATHIC DISEASES: with progressive lysis of periodontal tissues (periodontolysis), Papillon-Lefebvre syndrome, neutropenia, agammaglobulinemia, uncompensated diabetes, etc.

5. PERIODONTOMA - tumors and tumor-like diseases: epulis, fibromatosis, etc.

Clinic, diagnosis, treatment.

Among viral diseases of the oral mucosa, the leading role belongs to the pathology of herpetic nature. Herpetic infection is the most common human viral infection. Most often, acute herpetic stomatitis is observed, which is 89.2-94.8% in the structure of dental diseases and 80-85% of all diseases of the oral mucosa in children.

The herpes simplex virus causes damage to the oral mucosa, eyes, nose, gastrointestinal tract,

Ministry of science and high education RF Ulyanovsk State University Faculty of Medicine named after Biktimirov T.Z., IMEiPC	Form	
F-Educational plan of the discipline		

nervous system, parenchymal organs, and skin. Infection is transmitted by contact and airborne droplets. The development of this pathology is facilitated by a violation of the integrity of the mucous membranes and skin, hypothermia, overheating, overwork, SARS, acute nephritis, measles, etc.

Acute herpetic stomatitis is more often observed in children aged 6 months to 3 years. The herpes simplex virus can affect the oral mucosa in adults and is more severe. In infants, maternal antibodies are already exhausted, and their own system does not yet form the corresponding antibodies.

Theme 3. Inflammatory diseases of the maxillofacial region.

Patients with INFLAMMATORY DISEASES of the maxillofacial area make up 25-30% of all patients who need the help of a dental surgeon. Often there is a severe course of these diseases due to the appearance of resistant forms of microorganisms, the development of allergic reactions, sensitization of the body, and a decrease in immunological status. There may be complications in the form of a lung abscess, thrombosis of the cranial sinuses, mediastinitis, etc. Difficult teething of the lower wisdom teeth is often the cause of the development of severe pathological processes in the maxillofacial region - pericoronaritis. Difficulty in the eruption of the third molar of the lower jaw is caused by: a) the dense bone tissue of the lower jaw, as well as the gingival mucosa, which has lost its elasticity; b) lack of space in the alveolar process.

The clinical picture of inflammation of the maxillary sinus of odontogenic origin is not much different from rhinogenic. Odontogenic sinusitis can be acute, chronic and exacerbated chronic.

The development of odontogenic sinusitis is due to local and general factors. Local pathogenetic factors include: periodontitis, periostitis, osteomyelitis, a festering radicular cyst of the upper jaw, opening of the maxillary sinus during tooth extraction, pushing the root into the sinus, which is facilitated by anatomical features - close adherence to the bottom of the second half of the upper jaw and the upper apex. The development of sinusitis contributes to a decrease in resistance and sensitization of the body.

1. COMPLAINTS:

- a) Wound, abrasion, bruising.
- b) Swelling of the soft tissues of the face.
- c) Bleeding is possible.
- d) Pain during movement of the lower jaw.
- e) Drooling.

2. Anamnesis of the disease:


- a) Striking the face with a heavy object.
- b) loss of consciousness, nausea, vomiting.

3. ANAMNESIS OF LIFE: the frequent use of alcohol, the patient, when struck, was intoxicated by alcohol.

Clinic, diagnosis, treatment.

Theme. 4. Injuries to the maxillofacial region.

Damage to the soft tissues and bones of the face more often occurs as a result of a blow with a blunt or sharp object, an animal bite, from a firearm. Causes of injury can be traffic accidents, sports, work-related injuries and firearms, falls, bruises. In this case, bruises and wounds of soft tissues, fractures of teeth and bones of the face are distinguished. Only soft tissues, only jaws or combined injuries can be injured. In peacetime, household facial injuries dominate. More often,

Ministry of science and high education RF Ulyanovsk State University Faculty of Medicine named after Biktimirov T.Z., IMEiPC	Form	
F-Educational plan of the discipline		

men aged 20-40 years suffer.

Theme. 5. Congenital malformations of the lips and palate. Types of bite.

Cleft upper lip (cleft lip).

By the nature and number of clefts can be complete, partial, single and bilateral. The defect does not prevent breastfeeding, but these children are shown early surgery, since their delay leads to deformation of the nose. The operation (cheiloplasty) consists in plastic suturing of the defect.

Cleft of the sky (cleft palate). It can be single and double-sided, full, partial, through, through-through. The free exit of air through the nose disrupts articulation (speech), since a certain air pressure is required in the nasopharynx. The baby cannot suckle, as this is accompanied by choking. For conservative treatment, obstructors of different designs are used. Prompt elimination of the defect - radical uranoplasty is recommended at 10-12 years.

Classification of bite.

Theme.6. Benign and malignant tumors of the maxillofacial region.

The examination of cancer patients with benign tumors is carried out according to the accepted scheme. However, it has its own characteristics:

1. The doctor is obliged to question the patient in detail about his profession, about the effects of adverse factors and atmospheric influences, how many years he worked in conditions that have bad habits (smoking, holding any objects with his lips).
2. Inspect the skin of the face, neck. Pay attention to the presence of age spots, any formations that rise above the skin, ulcers or crusts, retracts, deformations, cicatricial changes, bulging neck veins, puffiness.
3. Determine their consistency, attitude to the surrounding tissues, color change with pressure.
4. To study the area of regional lymph outflow. Determine the number, size, tuberosity, mobility, soreness of the lymph nodes, their adhesion to each other and to the body of the jaw, whether the lymph nodes are enlarged submandibular, chin, parotid and other areas.
5. Thoroughly examine the lower and upper lips, check their density, mobility.
6. Palpate the mucous membrane and tissues of the oral cavity (cheeks, tongue, soft and hard palate). The bottom of the oral cavity is palpated bimanually.
7. If malignancy is suspected, a biopsy and x-ray should be performed.

Neoplasms of the face, oral cavity and jaw are divided into benign and malignant. Benign neoplasms can be of odontogenic and nonodontogenic origin.


Benign tumors, as a rule, are clearly delimited from surrounding tissues. Increasing in volume, they do not grow into neighboring tissues, but only push them apart. Benign tumors grow slowly, sometimes for years. Therefore, they do not cause noticeable functional disorders, do not violate the general condition of the patient and do not metastasize.

Malignant tumors are characterized by rapid growth. At the same time, they not only push apart the surrounding tissue, but also germinate, destroying them. As a result of the destruction of blood vessels, bleeding is observed. Neuralgic pains, neuritis, paresthesia, or loss of sensation with more or less impaired function of the organ affected by the tumor appear. These tumors often give metastases.

The true odontogenic tumors of a benign nature include adamantine, soft odontoma, odontogenic fibroma. Odontogenic, follicular cysts, solid odontoma, cementoma, epulis are referred to tumor formations of inflammatory or congenital origin.

Distinguish between radicular (near-root) and follicular (tooth follicle, often the crown) odontogenic cysts.

Osteomas. Epulis. Osteoblastoclastoma. Hemangiomas. Fibromas and papillomas. Leukoplakia.

Ministry of science and high education RF Ulyanovsk State University Faculty of Medicine named after Biktimirov T.Z., IMEiPC	Form	
F-Educational plan of the discipline		

Classification, clinic, diagnosis, treatment of these diseases.

6. Topics of practical classes and seminars

Theme 1. History of dentistry. Caries, pulpitis, periodontitis.

Form conducting - a practical lesson, interactive form-business games: work in small groups.

Questions:

1. Etiology of caries.
2. Classification of caries.
3. The main and additional methods for examining a dental patient with dental caries.
4. Clinic of caries.
5. General and local treatment of caries. Prevention of caries.
6. Etiology of pulpitis.
7. Classification of pulpitis.
8. Clinic of acute pulpitis, exacerbated chronic pulpitis.
9. Clinic of chronic pulpitis.
10. Methods of anesthesia of pulp.
11. Methods of treating pulpitis.

Test questions for independent work.


1. The etiology of periodontitis.
2. Classification of periodontitis.
3. Methods for the diagnosis of periodontitis.
4. Clinic of acute apical periodontitis, exacerbated chronic periodontitis.
5. Clinic of chronic periodontitis.
6. The main stages of treatment of periodontitis.
7. Ways of outflow of exudate.

Theme 2. Diseases of periodontal and oral mucosa.

Form conducting - a practical lesson, interactive form-business games: work in small groups.

Questions:

1. The main signs of periodontitis.
2. The main research methods of a patient with periodontal disease.
3. Additional research methods.
4. Clinical and radiological signs of the chronic course of periodontitis.
5. General principles for the treatment of periodontitis patients.
6. Local and general treatment of periodontitis.
7. Indications for the use of stimulating therapy.
8. Physical treatments for periodontitis.
9. Definition of gingivitis.
10. Classification of gingivitis.
11. Etiology of gingivitis.
12. Clinic, treatment, prevention of various forms of gingivitis.
13. Physical factors used in the treatment of gingivitis.
14. The main clinical symptoms of periodontal disease.
15. Clinic, treatment of periodontal disease.
16. Physical treatments for periodontal disease.

<p style="text-align: center;">Ministry of science and high education RF Ulyanovsk State University Faculty of Medicine named after Biktimirov T.Z., IMEiPC</p>	<p style="text-align: center;">Form</p>	
<p style="text-align: center;">F-Educational plan of the discipline</p>		

17. The essence of the medical examination.
18. The tasks of the medical examination.
19. Etiology of periodontitis.
20. Classification of periodontitis.
21. Methods for the diagnosis of periodontitis.
22. Clinic of acute apical periodontitis, exacerbated chronic periodontitis.
23. Clinic of chronic periodontitis.
24. The main stages of treatment of periodontitis.
25. Ways of outflow of exudate.

Test questions for independent work.

1. Etiology of herpes infection.
2. The main clinical symptoms of acute and chronic herpetic stomatitis.
3. Methods of treating a patient with herpetic stomatitis.
4. Prevention of herpes infection

Theme 3. Inflammatory diseases of the maxillofacial region.


Form conducting - a practical lesson, interactive form-business games: work in small groups.

Questions:

1. Etiology and pathogenesis of acute periostitis.
2. Symptomatology of acute periostitis.
3. Treatment of acute periostitis.
4. Physical treatments.
5. Prevention of acute periostitis.
1. Etiology and pathogenesis of osteomyelitis.
2. Classification of osteomyelitis.
3. Clinical characteristics of the abscess and phlegmon of the maxillofacial region.
4. Principles of treatment of abscess and phlegmon of the maxillofacial region.
5. Conservative and surgical methods for the treatment of abscess and phlegmon of the maxillofacial region.
6. Rehabilitation of patients.
7. Clinic of acute, subacute and chronic odontogenic osteomyelitis.
8. Treatment of odontogenic osteomyelitis.
9. Physiotherapy of odontogenic osteomyelitis.
10. Anatomy of the lymphatic system of the face.
11. Classification of lymphadenitis.
12. Etiology of lymphadenitis.
13. Clinic of lymphadenitis.
14. Treatment of lymphadenitis.

Test questions for independent work.

1. Retention of teeth, clinical manifestations.
2. Etiology of difficult eruption of the lower wisdom tooth.
3. Pericoronaritis. Clinic, diagnosis, treatment.
4. Indications and contraindications for tooth extraction.
5. Types of pain relief.
6. Conduction anesthesia of the upper and lower jaws.
7. Complications of local anesthesia.

Ministry of science and high education RF Ulyanovsk State University Faculty of Medicine named after Biktimirov T.Z., IMEiPC	Form	
F-Educational plan of the discipline		

8. Tools for removing teeth.
9. Etiology of odontogenic sinusitis.
10. Diagnosis of odontogenic sinusitis.
11. Treatment and prevention of odontogenic sinusitis.

Theme 4. Injuries to the maxillofacial region.

Form conducting - a practical lesson, interactive form-business games: work in small groups.

Questions:

1. Types of fractures of the lower and upper jaws.
2. Features of the examination of victims with injuries of soft tissues and facial bones.
3. The mechanism of displacement of fragments.
4. Clinic of fractures of the lower jaw.
5. Clinic of fractures of the upper jaw.
6. Temporary transport immobilization.
7. Complications of fracture of the lower and upper jaws.
8. Methods for permanent fixation of jaw fragments.
9. Tooth wire tires.
10. The basic principles of surgical treatment of facial wounds.
11. Clinic and treatment of nasal fractures.
12. Clinic and treatment of fracture of the zygomatic bone and zygomatic arch.

Test questions for independent work.

1. Care for patients with damage to soft tissues and facial bones.
2. Clinic and treatment of dislocation of the lower jaw
3. Complications of fractures.

Theme. 5. Congenital malformations of the lips and palate. Types of bite.

Form conducting - a practical lesson, interactive form-business games: work in small groups.

Questions:

1. cleft lip. Classification, clinic, diagnosis treatment.
2. The cleft palate. Classification, clinic, diagnosis treatment.

Test questions for independent work.

Types of bite.

Theme 6. Benign and malignant tumors of the maxillofacial region.


Form conducting - a practical lesson, interactive form-business games: work in small groups.

Questions:

1. Classification of benign tumors of the maxillofacial region.
2. Clinic and treatment of odontogenic benign tumors.
3. Clinic and treatment of non-odontogenic benign tumors.

Test questions for independent work.

1. Clinical manifestations and treatment of cancer of the skin of the face and lips.
2. The frequency, characteristics of the clinical course and treatment of cancer of the oral cavity.
3. Clinic, treatment of cancer of the upper jaw.
4. Clinic, treatment of cancer of the lower jaw.
5. Jaw sarcoma, clinic, treatment.

Ministry of science and high education RF Ulyanovsk State University Faculty of Medicine named after Biktimirov T.Z., IMEiPC	Form	
F-Educational plan of the discipline		

7. LABORATORY CLASSES


This type of work is not provided by the Curriculum (UP).

8. SUBJECTS OF COURSE PAPERS, TESTS, ESSAYS

This type of work is not provided by the Curriculum (UP).

9. Questions for credit


1. Etiology and pathogenesis of dental caries.
2. Clinical topographical classification of dental caries.
3. Clinic of dental caries. Treatment.
4. Methods of treatment of dental caries.
5. Classification of cavities in the Blek.
6. Gingivitis. Clinic, treatment, differential diagnosis.
7. Catarrhal gingivitis, clinic, treatment.
8. Ulcerative gingivitis, clinic, treatment.
9. Clinic of hypertrophic gingivitis, treatment.
10. Pericoronaritis, clinic, treatment.
11. Methods of treatment of pulpitis.
12. Clinic of chronic forms of pulpitis.
13. Clinic of chronic forms of periodontal disease.
14. Clinic of acute chronic periodontitis.
15. Ways outflow of exudate from periodontal.
16. Complication in the treatment of periodontal disease.
17. Etiology and pathogenesis of periodontitis.
18. Physical factors used in the treatment of periodontitis
19. Prevention of periodontal disease.
20. Classification of periodontal diseases.
21. Clinic of periodontitis.
22. Methods of treatment of periodontitis.
23. Methods of X-ray examination of periodontal and periodontal tissues.
24. Clinic of ulcerative-necrotic stomatitis. Treatment.
25. Papilloma, clinic, treatment.
26. Etiology and pathogenesis of acute pulpitis.
27. Clinic of acute forms of pulpitis.

Ministry of science and high education RF Ulyanovsk State University Faculty of Medicine named after Biktimirov T.Z., IMEiPC	Form	
F-Educational plan of the discipline		

28. Clinic of chronic forms of pulpitis.
29. Hemangioma, clinic, treatment.
30. Classification of periodontitis.
31. Methods of treatment of chronic forms of periodontitis.
32. Follicular cyst, clinic, treatment.
33. Lip cancer, clinic, treatment.
34. Clinic of chronic forms of periodontitis.
35. Clinic of periostitis of the jaw, treatment.
36. Adamanthoma, clinic, treatment.
37. Osteoma, clinic, treatment.
38. Radicular cyst, clinic, treatment.
39. Methods of examination of a dental patient. Instrumental method.
40. Herpetic stomatitis, clinic, treatment.
41. Osteoblastoklastoma, clinic, treatment.
42. Osteomyelitis of the lower jaw, clinic, treatment.
43. Chronic recurrent aphthous stomatitis, clinic, treatment.
44. Epulis, clinic, treatment. Differential diagnostics.
45. Cancer of the jaw, clinic, treatment.
46. Sarcoma of the jaw, clinic, treatment. Differential diagnostics.
47. Fibroma, clinic, treatment.
48. Clinic and treatment of odontogenic sinusitis.
49. Connection between odontogenic infection and somatic diseases.
50. Red flat lichen, clinic, treatment.
51. Cancer of the oral mucosa, clinic, treatment.
52. Odontoma, clinic, treatment.
53. Dislocation of the lower jaw, clinic, treatment.
54. Types of fractures of the lower jaw.
55. Types of fractures of the upper jaw.
56. Types of bite.
57. Explain the cleft lip pathology.
58. Explain the cleft palate pathology

10. SELF-STUDY WORK OF STUDENTS


Content requirements, conditions and procedures for the organization of independent work of students, taking into account forms of training are determined in accordance with the "Regulation on the organization of independent work of students," approved by the Scientific

Ministry of science and high education RF Ulyanovsk State University Faculty of Medicine named after Biktimirov T.Z., IMEiPC	Form	
F-Educational plan of the discipline		

Council of USU (Minutes №8 / 268 from 26.03.2019g.).

Full-time form of education

Name sections and topics	Type of individual work (study of educational material, problem solving, essay, report, control work, preparation for taking tests, exams, etc.).	Volum e in hours	form of control (Check problem solving, essay, etc.).
Theme 1. History of Dentistry. Caries, pulpitis, periodontitis	<i>elaboration of educational material toadavernom material</i>	5	<i>oral check at interview</i>
Theme 2. Diseases of periodontal and oral mucosa.	<i>elaboration of educational material toadavernom material</i>	5	<i>oral check at interview</i>
Theme 3. Inflammatory diseases of the maxillofacial region.	<i>elaboration of educational material toadavernom material</i>	5	<i>oral check at interview</i>
Theme 4. Injuries to the maxillofacial region.	<i>elaboration of educational material toadavernom material</i>	6	<i>oral check at interview</i>
Theme 5. Congenital malformations of the lips and palate. Types of bite.	<i>elaboration of educational material toadavernom material</i>	6	<i>abstract check</i>
Theme 6. Benign and malignant tumors of the maxillofacial region.	<i>elaboration of educational material toadavernom material</i>	5	<i>oral check at interview</i>
		32	

Ministry of science and high education RF Ulyanovsk State University Faculty of Medicine named after Biktimirov T.Z., IMEiPC	Form	
F-Educational plan of the discipline		

11. EDUCATIONAL-METHODICAL AND INFORMATION SUPPORT OF DISCIPLINE

a) List of recommended literature for discipline "Stomatology" for specialty «Medical business»

Core reading:

- Persin, L. S. Orthodontics. Modern Methods of Diagnosing Dental Abnormalities, Dentition and Occlusion : tutorial / L. S. Persin. - Москва : ГЭОТАР-Медиа, 2021. - 160 с. - ISBN 978-5-9704-6337-6. - Текст : электронный // ЭБС "Консультант студента" : [сайт]. - URL : <https://www.studentlibrary.ru/book/ISBN9785970463376.html>
- Daurova, F. Yu. Essentials of Operative Dentistry / Daurova F. Yu., Makeeva M. K., Khabadze Z. S. et al. - Москва : ГЭОТАР-Медиа, 2019. - 512 с. - ISBN 978-5-9704-5133-5. - Текст : электронный // ЭБС "Консультант студента" : [сайт]. - URL : <https://www.studentlibrary.ru/book/ISBN9785970451335.html>

Supplementary reading:

1. Local anesthesia and tooth extraction = Местная анестезия и удаление зуба / А. А. Кабанова, А. И. Гончарова, М. С. Флерьянович и др. - Витебск : ВГМУ, 2017. - 194 с. - ISBN 9789854668857. - Текст : электронный // ЭБС "Букап" : [сайт]. - URL : <https://www.books-up.ru/ru/book/local-anesthesia-and-tooth-extraction-12089252/2>. □

2. Smolkina A. V.

Methodical instructions for organization practical exercise on the discipline «Stomatology» for specialty 31.05.01 «Medical business» and 31.05.02 «Pediatrics» / A. V. Smolkina, V. N. Kitaeva; Ulyanovsk State University. - Ulyanovsk : UISU, 2022. - 150 p. - Неопубликованный ресурс; На англ. яз. - URL: <http://lib.ulsu.ru/MegaPro/Download/MObject/13008> . - Режим доступа: ЭБСУЛГУ. - Текст : электронный.

Educational-methodical reading:

Methodical instructions for organization of independent work for the discipline «Stomatology» for specialty 31.05.01 «Medical business» and 31.05.02 «Pediatrics» / A. V. Smolkina, V. N. Kitaeva; Ulyanovsk State University. - Ulyanovsk : UISU, 2022. - 18 p. - Неопубликованный ресурс; На англ. яз. - URL: <http://lib.ulsu.ru/MegaPro/Download/MObject/13007> . - Режим доступа: ЭБСУЛГУ. - Текст : электронный.

AGREED:

Main Librarian, Smolkina A. V. 11.05.2022

The position of the worker scientific library


Full name

signature

data

b) Software:

SPS Consultant Plus, NEL RF, The electronic library system IPRBooks, AILS "Megapro", System "AntiPlagiат.HIGHER EDUCATIONAL», Microsoft Windows, Microsoft Office 2016, "My Office Is Standard», Automated information system "Vitakor RMIS», Academic Basic Statistica for Windows 13

Ministry of science and high education RF Ulyanovsk State University Faculty of Medicine named after Biktimirov T.Z., IMEiPC	Form	
F-Educational plan of the discipline		

Профессиональные базы данных, информационно-справочные системы

1. Электронно-библиотечные системы:

1.1. Цифровой образовательный ресурс IPRsmart : электронно-библиотечная система : сайт / ООО Компания «Ай Пи Ар Медиа». - Саратов, [2022]. – URL: <http://www.iprbookshop.ru>. – Режим доступа: для зарегистрир. пользователей. - Текст : электронный.

1.2. Образовательная платформа ЮРАЙТ : образовательный ресурс, электронная библиотека : сайт / ООО Электронное издательство ЮРАЙТ. – Москва, [2022]. - URL: <https://urait.ru>. – Режим доступа: для зарегистрир. пользователей. - Текст : электронный.

1.3. База данных «Электронная библиотека технического ВУЗа (ЭБС «Консультант студента») : электронно-библиотечная система : сайт / ООО Политехресурс. – Москва, [2022]. – URL: <https://www.studentlibrary.ru/cgi-bin/mb4x>. – Режим доступа: для зарегистрир. пользователей. – Текст : электронный.

1.4. Консультант врача. Электронная медицинская библиотека : база данных : сайт / ООО Высшая школа организации и управления здравоохранением-Комплексный медицинский консалтинг. – Москва, [2022]. – URL: <https://www.rosmedlib.ru>. – Режим доступа: для зарегистрир. пользователей. – Текст : электронный.

1.5. Большая медицинская библиотека : электронно-библиотечная система : сайт / ООО Букап. – Томск, [2022]. – URL: <https://www.books-up.ru/ru/library/>. – Режим доступа: для зарегистрир. пользователей. – Текст : электронный.

1.6. ЭБС Лань : электронно-библиотечная система : сайт / ООО ЭБС Лань. – Санкт-Петербург, [2022]. – URL: <https://e.lanbook.com>. – Режим доступа: для зарегистрир. пользователей. – Текст : электронный.

1.7. ЭБС Znanium.com : электронно-библиотечная система : сайт / ООО Знаниум. - Москва, [2022]. - URL: <http://znanium.com>. – Режим доступа : для зарегистрир. пользователей. - Текст : электронный.

1.8. Clinical Collection : научно-информационная база данных EBSCO // EBSCOhost : [портал]. – URL: <http://web.b.ebscohost.com/ehost/search/advanced?vid=1&sid=9f57a3e1-1191-414b-8763-e97828f9f7e1%40sessionmgr102>. – Режим доступа : для авториз. пользователей. – Текст : электронный.

1.9. База данных «Русский как иностранный» : электронно-образовательный ресурс для иностранных студентов : сайт / ООО Компания «Ай Пи Ар Медиа». – Саратов, [2022]. – URL: <https://ros-edu.ru>. – Режим доступа: для зарегистрир. пользователей. – Текст : электронный.

2. КонсультантПлюс [Электронный ресурс]: справочная правовая система. /ООО «Консультант Плюс» - Электрон. дан. - Москва : КонсультантПлюс, [2022].

3. Базы данных периодических изданий:


3.1. База данных периодических изданий EastView : электронные журналы / ООО ИВИС. - Москва, [2022]. – URL: <https://dlib.eastview.com/browse/udb/12>. – Режим доступа : для авториз. пользователей. – Текст : электронный.

3.2. eLIBRARY.RU: научная электронная библиотека : сайт / ООО Научная Электронная Библиотека. – Москва, [2022]. – URL: <http://elibrary.ru>. – Режим доступа : для авториз. пользователей. – Текст : электронный

3.3. Электронная библиотека «Издательского дома «Гребенников» (Grebinnikon) : электронная библиотека / ООО ИД Гребенников. – Москва, [2022]. – URL: <https://id2.action-media.ru/Personal/Products>. – Режим доступа : для авториз. пользователей. – Текст : электронный.

4. Федеральная государственная информационная система «Национальная электронная библиотека» : электронная библиотека : сайт / ФГБУ РГБ. – Москва, [2022]. – URL: <https://нэб.рф>. – Режим доступа : для пользователей научной библиотеки. – Текст : электронный.

5. SMART Imagebase : научно-информационная база данных EBSCO // EBSCOhost : [портал]. – URL: <https://ebSCO.smartimagebase.com/?TOKEN=EBSCO-1a2ff8c55aa76d8229047223a7d6dc9c&custid=s6895741>. – Режим доступа : для авториз. пользователей. – Изображение : электронные.

Ministry of science and high education RF Ulyanovsk State University Faculty of Medicine named after Biktimirov T.Z., IMEiPC	Form	
F-Educational plan of the discipline		

6. Федеральные информационно-образовательные порталы:

6.1. Единое окно доступа к образовательным ресурсам : федеральный портал . – URL: <http://window.edu.ru/> . – Текст : электронный.

6.2. Российское образование : федеральный портал / учредитель ФГАУ «ФИЦТО». – URL: <http://www.edu.ru>. – Текст : электронный.

7. Образовательные ресурсы УлГУ:

7.1. Электронная библиотечная система УлГУ : модуль «Электронная библиотека» АБИС Мега-ПРО / ООО «Дата Экспресс». – URL: <http://lib.ulsu.ru/MegaPro/Web>. – Режим доступа : для пользователей научной библиотеки. – Текст : электронный.

СОГЛАСОВАНО:

зам. нач. УИТИТ / Ключков В.В. / [Подпись] / 19.04.22
 Должность сотрудника УИТИТ Ф.И.О. подпись дата

12. Logistics practice

- For practical classes.

1 ... № 1. Audience for lectures, seminars and workshops, ongoing monitoring and interim certification, group and individual consultations .. The room is equipped with a student board and a set of furniture (seats - 14). Set of portable multimedia equipment, educational visual aids, information stands.

(432000, Ulyanovsk region, Ulyanovsk, rn Zheleznodorozhny, st. 3 Internationale, d. 7)

- For lectures.

1 ... № 4. Assembly Hall. Auditorium for lectures, seminars and workshops, monitoring and intermediate certification, group and individual counseling. The room is staffed by student board and a set of furniture (seats - 372). Set of multimedia equipment: a computer with Internet access, screen, projector. Wi-Fi access to the network "Internet", EIOS, DEC.

(432048, Ulyanovsk region, Ulyanovsk, rn Rail, str. University Embankment, d. 1, Bldg. 6 (casing 4)

2 ... № 332. Auditorium for lectures, seminars and workshops, monitoring and intermediate certification, group and individual counseling. The room is staffed by student board and a set of furniture (seats - 200). Set of multimedia equipment: a computer with Internet access, screen, projector. Wi-Fi access to the network "Internet", EIOS, DEC.


(432017, Ulyanovsk region., Ulyanovsk, st. Sviyaga embankment, d. 106 (2 building)

3 ... №209. Auditorium for lectures, seminars and workshops, monitoring and intermediate certification, group and individual counseling. The room is staffed by student board and a set of furniture (seats - 187). Set of portable multimedia equipment: laptop, multimedia projector, screen, speakers kolonki. Wi-Fi access to the Internet, EIOS, EBS

(432017, Ulyanovsk region, Ulyanovsk, Leninsky district, street. Architect Livchaka d. 2/1)

- For self-study.

1 ... № 22. Service Department of the Institute of Medicine, Ecology and Physical Culture Scientific Library of the zone for independent work, Wi-Fi access to EIOS, DEC. The audience

Ministry of science and high education RF Ulyanovsk State University Faculty of Medicine named after Biktimirov T.Z., IMEiPC	Form	
F-Educational plan of the discipline		

is equipped with specialized furniture to 42 seats and equipped with computers with access to the network "Internet", EIOS, EBS. Ploschad 96.6 sq.m.

(432017, Ulyanovsk region., Ulyanovsk, st. Sviyaga embankment, d. 106 (2 building)

2number 237 reading room, a research library with an area for self-study, Wi-Fi access to EIOS, DEC. The audience is equipped with specialized furniture for 80 seats and is equipped with computers with access to the network "Internet", EIOS, EBS, screen and projector. Area 220.39 sq.m. 432017, Ulyanovsk region., Ulyanovsk, st. Embankment Sviyagi, d. 106 (1 case).

3 ... №11-2. The audience for seminars and workshops, monitoring and intermediate certification, group and individual counseling. The room is staffed by student board and a set of furniture (seats - 15). Stand "will expeditiously" - 1 piece, 3-D anatomical atlas, Full skeleton, mannequins: puncture of the pleural cavity, the simulator for knitting knots.


(432017, Ulyanovsk region, Ulyanovsk, Leninsky district, street. Architect Livchaka d. 2/1)

13. SPECIAL CONDITIONS FOR STUDENTS WITH DISABILITIES


Training students with disabilities is carried out taking into account the peculiarities of psychophysical development, individual capabilities and health of such students. Education of students with disabilities can be organized in conjunction with other students, and separately. If necessary, students from among persons with disabilities (at the request of the student) may be offered one of the following options for the perception of information, taking into account their individual psychophysical characteristics:

- for persons with visual impairment: in printed form in large print; in the form of an electronic document; in the form of an audio file (translation of educational materials into audio format); in printed form in Braille; individual consultations with the involvement of a special translator; individual tasks and consultations.
- for persons with hearing impairment: in printed form; in the form of an electronic document; video materials with subtitles; individual consultations with the assistance of a sign language interpreter; individual tasks and consultations.
- for persons with musculoskeletal disorders: in printed form; in the form of an electronic document; in the form of an audio file; individual tasks and consultations."
- if it is necessary to use partially or exclusively remote educational technologies in the educational process, the organization of work of teaching staff with students with disabilities is provided in an electronic information and educational environment, taking into account their individual psychological characteristics

Developer



General and operative surgery with topographic anatomy and a course of dentistry Head of the Department, MD, Professor  SMOLKINA A.V.


Associate Professor, Department of General and Operative Surgery with Topographic Anatomy and Dentistry course Ph.D., Associate Professor  Solomatina N.N.

Ministry of science and high education RF Ulyanovsk State University Faculty of Medicine named after Biktimirov T.Z., IMEiPC	Form	
F-Educational plan of the discipline		

LIST OF CHANGES

Educational plan of discipline " Stomatology_ "

№	Content of the change or a link to the attached text of the	Full name of the head of the Department developing the discipline	Signature	Date
1	Introduction of changes to item C) Professional databases, information and reference systems item 11 "Educational, methodological and information support of the discipline" with the design of Appendix 1	A.V. Smolkina		28.06.2023
2	Introduction of changes to item A) Recommended Literature item 11 "Educational, methodological and information support of the discipline" with the design of Appendix 2	A.V. Smolkina		28.06.2023

Ministry of science and high education RF Ulyanovsk State University Faculty of Medicine named after Biktimirov T.Z., IMEiPC	Form	
F-Educational plan of the discipline		

Appendix 1

11 "Educational, methodological and information support of the discipline"

в) Профессиональные базы данных, информационно-справочные системы

1. Электронно-библиотечные системы:

1.1. Цифровой образовательный ресурс IPRsmart : электронно-библиотечная система : сайт / ООО Компания «Ай Пи Ар Медиа». - Саратов, [2023]. – URL: <http://www.iprbookshop.ru>. – Режим доступа: для зарегистрир. пользователей. - Текст : электронный.

1.2. Образовательная платформа ЮРАЙТ : образовательный ресурс, электронная библиотека : сайт / ООО Электронное издательство «ЮРАЙТ». – Москва, [2023]. - URL: <https://urait.ru>. – Режим доступа: для зарегистрир. пользователей. - Текст : электронный.

1.3. База данных «Электронная библиотека технического ВУЗа (ЭБС «Консультант студента») : электронно-библиотечная система : сайт / ООО «Политехресурс». – Москва, [2023]. – URL: <https://www.studentlibrary.ru/cgi-bin/mb4x>. – Режим доступа: для зарегистрир. пользователей. – Текст : электронный.

1.4. Консультант врача. Электронная медицинская библиотека : база данных : сайт / ООО «Высшая школа организации и управления здравоохранением-Комплексный медицинский консалтинг». – Москва, [2023]. – URL: <https://www.rosmedlib.ru>. – Режим доступа: для зарегистрир. пользователей. – Текст : электронный.

1.5. Большая медицинская библиотека : электронно-библиотечная система : сайт / ООО «Бу-кап». – Томск, [2023]. – URL: <https://www.books-up.ru/ru/library/>. – Режим доступа: для зарегистрир. пользователей. – Текст : электронный.

1.6. ЭБС Лань : электронно-библиотечная система : сайт / ООО ЭБС «Лань». – Санкт-Петербург, [2023]. – URL: <https://e.lanbook.com>. – Режим доступа: для зарегистрир. пользователей. – Текст : электронный.

1.7. ЭБС **Znanium.com** : электронно-библиотечная система : сайт / ООО «Знаниум». - Москва, [2023]. - URL: <http://znanium.com>. – Режим доступа : для зарегистрир. пользователей. - Текст : электронный.

2. КонсультантПлюс [Электронный ресурс]: справочная правовая система. / ООО «Консультант Плюс» - Электрон. дан. - Москва : КонсультантПлюс, [2023].

3. Базы данных периодических изданий:

3.1. eLIBRARY.RU: научная электронная библиотека : сайт / ООО «Научная Электронная Библиотека». – Москва, [2023]. – URL: <http://elibrary.ru>. – Режим доступа : для авториз. пользователей. – Текст : электронный


3.2. Электронная библиотека «Издательского дома «Гребенников» (Grebinnikon) : электронная библиотека / ООО ИД «Гребенников». – Москва, [2023]. – URL: <https://id2.action-media.ru/Personal/Products>. – Режим доступа : для авториз. пользователей. – Текст : электронный.


4. Федеральная государственная информационная система «Национальная электронная библиотека» : электронная библиотека : сайт / ФГБУ РГБ. – Москва, [2023]. – URL: <https://нэб.рф>. – Режим доступа : для пользователей научной библиотеки. – Текст : электронный.

5. Российское образование : федеральный портал / учредитель ФГАУ «ФИЦТО». – URL: <http://www.edu.ru>. – Текст : электронный.

6. Электронная библиотечная система УлГУ : модуль «Электронная библиотека» АБИС Мега-ПРО / ООО «Дата Экспресс». – URL: <http://lib.ulsu.ru/MegaPro/Web>. – Режим доступа : для пользователей научной библиотеки. – Текст : электронный.


Согласовано:


полномочий сотрудника УИТиТ


Ф.И.О.


Подпись


Дата

Ministry of science and high education RF Ulyanovsk State University Faculty of Medicine named after Biktimirov T.Z., IMEiPC	Form	
F-Educational plan of the discipline		

Appendix 2

11 "Educational, methodological and information support of the discipline"

a) List of recommended literature for discipline " Stomatology » for specialty «Medical business»

Core reading:

1 Persin, L. S. Orthodontics. Modern Methods of Diagnosing Dental Abnormalities, Dentition and Occlusion : tutorial / L. S. Persin. - Москва :ГЭОТАР-Медиа, 2021. - 160 с. - ISBN 978-5-9704-6337-6. - Текст :электронный // ЭБС "Консультантстудента" : [сайт]. - URL : <https://www.studentlibrary.ru/book/ISBN9785970463376.html>

2 Daurova, F. Yu. Essentials of Operative Dentistry / Daurova F. Yu. ,Makeeva M. K. , Khabadze Z. S. et al. - Москва : ГЭОТАР-Медиа, 2019. - 512 с. - ISBN 978-5-9704-5133-5. - Текст :электронный // ЭБС "Консультантстудента" : [сайт]. - URL : <https://www.studentlibrary.ru/book/ISBN9785970451335.html>

Supplementary reading:

1 Исамулаева А. З. Modern medicines and filling materials = Современные лекарственные средства и пломбировочные материалы : Учебное пособие / А. З. Исамулаева, А. И. Медведицкова, М. Я. Абрамова. - Астрахань : Астраханский ГМУ, 2022. - 104 с. - ISBN 9785442406962. - Текст :электронный // ЭБС "Букап" : [сайт]. - URL : <https://www.books-up.ru/ru/book/modern-medicines-and-filling-materials-16151486/>

2 Modern technologies in endodontics = Современные технологии в эндодонтии : Учебное пособие / А. З. Исамулаева, А. И. Медведицкова, Д. А. Медведицковидр. - Астрахань : Астраханский ГМУ, 2022. - 98 с. - ISBN 9785442406979. - Текст :электронный // ЭБС "Букап" : [сайт]. - URL : <https://www.books-up.ru/ru/book/modern-technologies-in-endodontics-16153832/>

3 Pathophysiology of pain : Tutorial / Е. А. Чагина, Е. В. Маркелова, С. В. Кнышидр. - Владивосток : Медицина ДВ, 2022. - 108 с. - ISBN 9785983012622. - Текст :электронный // ЭБС "Букап" : [сайт]. - URL : <https://www.books-up.ru/ru/book/pathophysiology-of-pain-16070333/>

4. Smolkina A. V.

Methodical instructions for organization practical exercise on the discipline «Stomatology» for specialty 31.05.01 «Medical business» and 31.05.02 «Pediatrics» / A. V. Smolkina, V. N. Kitaeva; Ulyanovsk University. - Ulyanovsk :UISU, 2022. - 150 p. - Неопубликованный ресурс; Наангл. яз. - URL: <http://lib.ulsu.ru/MegaPro/Download/MObject/13008> . - Режим доступа: ЭБСУЛГУ. - Текст :электронный.

Educational-methodical reading:

Methodical instructions for organization of independent work for the discipline «Stomatology» for specialty 31.05.01 «Medical business» and 31.05.02 «Pediatrics» / A. V. Smolkina, V. N. Kitaeva; Ulyanovsk State University. - Ulyanovsk :UISU, 2022. - 18 p. - Неопубликованный ресурс; Наангл. яз. - URL: <http://lib.ulsu.ru/MegaPro/Download/MObject/13007> . - Режим доступа: ЭБСУЛГУ. - Текст :электронный.

AGREED:


Leading specialist Анастасия Андреевна

The position of the worker scientific library

Full name



signature


data

Ministry of science and high education RF Ulyanovsk State University Faculty of Medicine named after Biktimirov T.Z., IMEiPC	Form	
F-Educational plan of the discipline		

LIST OF CHANGES № 2

Educational plan of discipline "Stomatology"

№	Content of the change or a link to the attached text of the	Full name of the head of the Department developing the discipline	Signature	Date
1	Introduction of changes to item C) Professional databases, information and reference systems item 11 "Educational, methodological and information support of the discipline" with the design of Appendix 1	A.V. Smolkina		26.06.2024
2	Introduction of changes to item A) Recommended Literature item 11 "Educational, methodological and information support of the discipline" with the design of Appendix 2	A.V. Smolkina		26.06.2024

Ministry of science and high education RF Ulyanovsk State University Faculty of Medicine named after Biktimirov T.Z., IMEiPC	Form	
F-Educational plan of the discipline		

Appendix 1

Профессиональные базы данных, информационно-справочные системы

1. Электронно-библиотечные системы:

1.1. Цифровой образовательный ресурс IPRsmart : электронно-библиотечная система : сайт / ООО Компания «Ай Пи Ар Медиа». - Саратов, [2024]. – URL: <http://www.iprbookshop.ru>. – Режим доступа: для зарегистрир. пользователей. - Текст : электронный.

1.2. Образовательная платформа ЮРАЙТ : образовательный ресурс, электронная библиотека : сайт / ООО Электронное издательство «ЮРАЙТ». – Москва, [2024]. - URL: <https://urait.ru> . – Режим доступа: для зарегистрир. пользователей. - Текст : электронный.

1.3. База данных «Электронная библиотека технического ВУЗа (ЭБС «Консультант студента») : электронно-библиотечная система : сайт / ООО «Политехресурс». – Москва, [2024]. – URL: <https://www.studentlibrary.ru/cgi-bin/mb4x>. – Режим доступа: для зарегистрир. пользователей. – Текст : электронный.

1.4. Консультант врача. Электронная медицинская библиотека : база данных : сайт / ООО «Высшая школа организации и управления здравоохранением-Комплексный медицинский консалтинг». – Москва, [2024]. – URL: <https://www.rosmedlib.ru>. – Режим доступа: для зарегистрир. пользователей. – Текст : электронный.

1.5. Большая медицинская библиотека : электронно-библиотечная система : сайт / ООО «Букап». – Томск, [2024]. – URL: <https://www.books-up.ru/ru/library/> . – Режим доступа: для зарегистрир. пользователей. – Текст : электронный.

1.6. ЭБС Лань : электронно-библиотечная система : сайт / ООО ЭБС «Лань». – Санкт-Петербург, [2024]. – URL: <https://e.lanbook.com>. – Режим доступа: для зарегистрир. пользователей. – Текст : электронный.

1.7. ЭБС Znanium.com : электронно-библиотечная система : сайт / ООО «Знаниум». - Москва, [2024]. - URL: <http://znanium.com> . – Режим доступа : для зарегистрир. пользователей. - Текст : электронный.

2. КонсультантПлюс [Электронный ресурс]: справочная правовая система. / ООО «Консультант Плюс» - Электрон. дан. - Москва : КонсультантПлюс, [2024].

3. eLIBRARY.RU: научная электронная библиотека : сайт / ООО «Научная Электронная Библиотека». – Москва, [2024]. – URL: <http://elibrary.ru>. – Режим доступа : для авториз. пользователей. – Текст : электронный

4. Федеральная государственная информационная система «Национальная электронная библиотека» : электронная библиотека : сайт / ФГБУ РГБ. – Москва, [2024]. – URL: <https://нэб.рф>. – Режим доступа : для пользователей научной библиотеки. – Текст : электронный.

5. Российское образование : федеральный портал / учредитель ФГАУ «ФИЦТО». – URL: <http://www.edu.ru>. – Текст : электронный.


6. Электронная библиотечная система УлГУ : модуль «Электронная библиотека» АБИС Мега-ПРО / ООО «Дата Экспресс». – URL: <http://lib.ulsu.ru/MegaPro/Web>. – Режим доступа : для пользователей научной библиотеки. – Текст : электронный.

Инженер ведущий



Щуренко Ю.В.

2024

Ministry of science and high education RF Ulyanovsk State University Faculty of Medicine named after Biktimirov T.Z., IMEiPC	Form	
F-Educational plan of the discipline		

Appendix 2

a) List of recommended literature for discipline "Stomatology" for specialty «Medical business»

Core reading:

- 1 Persin, L. S. Orthodontics. Modern Methods of Diagnosing Dental Abnormalities, Dentition and Occlusion : tutorial / L. S. Persin. - Москва : ГЭОТАР-Медиа, 2021. - 160 с. - ISBN 978-5-9704-6337-6. - Текст : электронный // ЭБС "Консультант студента" : [сайт]. - URL : <https://www.studentlibrary.ru/book/ISBN9785970463376.html>
- 2 Daurova, F. Yu. Essentials of Operative Dentistry / Daurova F. Yu. , Makeeva M. K. , Khabadze Z. S. et al. - Москва : ГЭОТАР-Медиа, 2019. - 512 с. - ISBN 978-5-9704-5133-5. - Текст : электронный // ЭБС "Консультант студента" : [сайт]. - URL : <https://www.studentlibrary.ru/book/ISBN9785970451335.html>

Supplementary reading:

- 1 Исамулаева А. З. Modern medicines and filling materials = Современные лекарственные средства и пломбировочные материалы : Учебное пособие / А. З. Исамулаева, А. И. Медведицкова, М. Я. Абрамова. - Астрахань : Астраханский ГМУ, 2022. - 104 с. - ISBN 9785442406962. - Текст : электронный // ЭБС "Букап" : [сайт]. - URL : <https://www.books-up.ru/ru/book/modern-medicines-and-filling-materials-16151486/>
- 2 Modern technologies in endodontics = Современные технологии в эндодонтии : Учебное пособие / А. З. Исамулаева, А. И. Медведицкова, Д. А. Медведицков и др. - Астрахань : Астраханский ГМУ, 2022. - 98 с. - ISBN 9785442406979. - Текст : электронный // ЭБС "Букап" : [сайт]. - URL : <https://www.books-up.ru/ru/book/modern-technologies-in-endodontics-16153832/>
- 3 Pathophysiology of pain : Tutorial / Е. А. Чагина, Е. В. Маркелова, С. В. Кныш и др. - Владивосток : Медицина ДВ, 2022. - 108 с. - ISBN 9785983012622. - Текст : электронный // ЭБС "Букап" : [сайт]. - URL : <https://www.books-up.ru/ru/book/pathophysiology-of-pain-16070333/>

Educational-methodical reading:

1. Methodical instructions for organization of independent work for the discipline «Stomatology» for specialty 31.05.01 «Medical business» and 31.05.02 «Pediatrics» / А. V. Smolkina, V. N. Kitaeva; Ulyanovsk State University. - Ulyanovsk : UISU, 2022. - 18 p. - Неопубликованный ресурс; На англ. яз. - URL: <http://lib.ulsu.ru/MegaPro/Download/MObject/13007> . - Режим доступа: ЭБС УлГУ. - Текст : электронный.

2.Smolkina A. V.

Methodical instructions for organization practical exercise on the discipline «Stomatology» for specialty 31.05.01 «Medical business» and 31.05.02 «Pediatrics» / А. V. Smolkina, V. N. Kitaeva; Ulyanovsk University. - Ulyanovsk : UISU, 2022. - 150 p. - Неопубликованный ресурс; На англ. яз. - URL: <http://lib.ulsu.ru/MegaPro/Download/MObject/13008> . - Режим доступа: ЭБС УлГУ. - Текст : электронный.

AGREED:

Leading specialist ___ / Stadolnikova D.R. /  / 2024